

Request Your Flames Pass



Checklist:

- Complete Financial Check-In
- Take a selfie that meets these requirements and save it to your computer as a jpeg file
 - Cropped slightly above head to middle of chest
 - Taken in front of a plain, light colored background
 - Color photograph
 - Cannot include sunglasses or hats
 - Glasses are worn if normally used
 - Positioned directly in front of the camera
 - Eyes open and looking at the camera
 - Photo should be passport quality
- Have a photo of your Government issued ID saved to your computer as a jpeg file
 - * drivers license, passport, or state ID
- Go to www.liberty.edu/cardservices to get started!

Contact Us:

Monday-Friday

8 a.m.-5 p.m.

(434) 582-7771

cardservices@liberty.edu

Green Hall Room 1957

Connect:



Honeybaked Ham

FREE cookie or brownie with the purchase of a Meal Deal (sandwich, side, and drink for \$6.99). Must show Liberty ID or be wearing Liberty attire.



Card Services

Welcome to Card Services! The Flames Pass is your official university identification card as well as your key to life on campus!

Mission Statement

The role of Card Services is to fulfill the mission of Liberty University by supporting its students, faculty and staff. The Flames Pass is provided as the official Liberty University form of identification. The Higher One Card is provided as the tool for selecting a refund preference.

The mission of Card Services is to educate students, faculty, staff and parents on the features of the Flames Pass and the Higher One card in a Christian environment.

The goal of Card Services is to seek new, expanded uses of the card through improved technologies and provide support to ensure a unified approach to accomplish university missions.

The Card Services staff is committed to providing outstanding customer service in all areas of operations.

Announcements

Important Higher One ATM announcement.



Flames Pass

- [Information](#)
- [Meal Plans](#)
- [Bus Passes](#)
- [Lost Card?](#)
- [FAQs](#)




Flames Cash

- [Information](#)
- [On Campus](#)
- [Off Campus](#)
- [FAQs](#)



Higher One

- [Information](#)
- [Current Account Holders](#)
- [Refund Selection Tutorial](#)
- [FAQs](#)



Quicklinks

- [Make a Deposit](#)
- [Submit Your Photo](#)
- [Report Card Lost](#)
- [Important Dates](#)
- [Parent Information](#)

REQUEST A FLAMESPASS

The Flames Pass will give you access to many activities and services on and off campus. For more information, please visit the [Card Services](#) page.

[Request A Flames Pass](#)

[Terms & Conditions](#)

Upload a photo for your Flames Pass



Choose File

Upload

Please stay within these guidelines:

- Should be cropped slightly above head to middle of chest
- Should be taken against a background that is blank and of a plain, light color
- Must be a color photograph
- Must not include sunglasses or hat
- Must be positioned directly facing the camera
- Eyes should be open and looking at the camera
- Eyeglasses should be worn if normally used
- Photo should be passport quality
- Photo submitted cannot duplicate Government Issued ID



Back



Continue

Upload a photo for your Flames Pass



Change Photo

Crop

Upload

7a0508a003b57b0c0a06afbf0dae26b.jpg

Please stay within these guidelines:

- Should be cropped slightly above head to middle of chest
- Should be taken against a background that is blank and of a plain, light color
- Must be a color photograph
- Must not include sunglasses or hat
- Must be positioned directly facing the camera
- Eyes should be open and looking at the camera
- Eyeglasses should be worn if normally used
- Photo should be passport quality
- Photo submitted cannot duplicate Government Issued ID

Back

Continue

Upload a current government issued photo ID to verify your identity



Choose File

Upload

Approved Identification

- Driver's License
- State ID
- Passport

Helpful Hint: Scan or take a picture of your document with your phone, webcam, or camera and save it to file on your computer. Make sure there is good lighting so that the words and picture can be clearly seen. If it is not clear your request will be denied.



Upload a current government issued photo ID to verify your identity



Change Photo

Upload

◀ Back

Approved Identification

- Driver's License
- State ID
- Passport

Helpful Hint: Scan or take a picture of your document with your phone, webcam, or camera and save it to file on your computer. Make sure there is good lighting so that the words and picture can be clearly seen. If it is not clear your request will be denied.

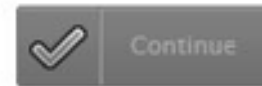
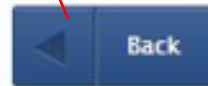
✔ Continue

Method of Receiving Flames Pass

Your Flames Pass can be mailed to your desired address. Delivery will take up to 14 business days. If you are planning on coming to campus within the next week, we recommend you pick up your Flames Pass from Card Services.

Please select your desired method of delivery

Pick up at Card Services Home Delivery



Method of Receiving Flames Pass

Your Flames Pass can be mailed to your desired address. Delivery will take up to 14 business days. If you are planning on coming to campus within the next week, we recommend you pick up your Flames Pass from Card Services.

Please select your desired method of delivery

Pick up at Card Services Home Delivery

Please estimate date of pick up:

Mar 15, 2016



*Closed M,W,F 9:45am-11:15am for Convocation & University observed Holidays



Method of Receiving Flames Pass

Your Flames Pass can be mailed to your desired address. Delivery will take up to 14 business days. If you are planning on coming to campus within the next week, we recommend you pick up your Flames Pass from Card Services.

Please select your desired method of delivery

Pick up at Card Services Home Delivery

- You can edit or add an **Application, Legal Home Permanent, Local Commuter, or Mailing** address online by clicking the button below.
- Please note we cannot mail cards to an international address; other than military installations with A.P.O. or F.P.O. postal box.

Please select address to which your Flames Pass should be mailed:

Lord Vader's Office, Sector V  [Change Addresses](#)

Darth Vader
Lord Vader's Office, Sector V
Death Star, Alderaan System
Far-Far Away

 Back

 Continue

Terms and Conditions

To receive first Flames Pass, please read and agree to the following Terms and Conditions

Cardholder Agreement

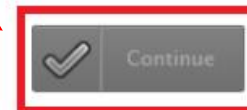
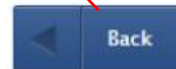
Terms and Conditions

Definitions

The terms "cardholder", "you" and "your" in this agreement refer to the person whose name and image appear on the Liberty University Flames Pass. The terms "we", "us" and the "university" refer to Liberty University. The term "card" refers to the Flames Pass.

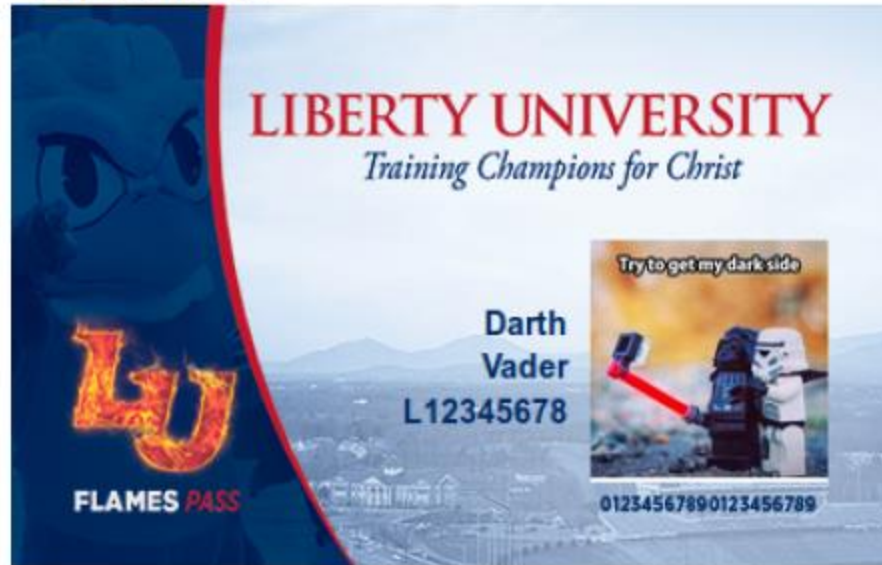
The Flames Pass is designed to be a permanent identification card for students, faculty, staff and contracted employees. It is valid as long as the cardholder is registered and/or employed at Liberty University and/or employed with a university contractor. The card is issued under the following terms and conditions as these constitute obligations between you and Liberty University.

I have read and agree to the Flames Pass and Flames Cash Terms and Conditions



Please review your information

Your Photo [edit](#)



Your Delivery Selection [edit](#)

Home Delivery

Darth Vader
Lord Vader's Office, Sector V
Death Star, Alderaan System
Far-Far Away

*Please allow 10-14 days for
processing and delivery.*





Request Flames Pass

 **Thank you for requesting a Flames Pass.**

Your information has been submitted to the Card Services office. You will receive a confirmation email followed by another email once your photo has been approved.

Have a great day.

 [Return to Liberty.edu](#)

[Back to Flames Pass Status](#) 

Contact ID and Campus Services for any further assistance.

Email: CampusServices@liberty.edu

Phone: (434) 582-7771

Hours: Monday-Friday; 8:00am-5:00pm